
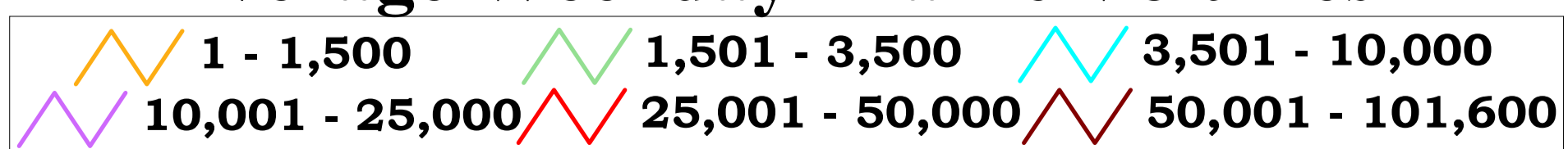



# Pikes Peak Area Council of Governments Regional 2003 Traffic Volume Map



## Average Weekday Traffic Volumes



NOTE: Numbers shown are the total two-way traffic volumes at each location.



(Plate 2 of 2)  
February 19, 2004

